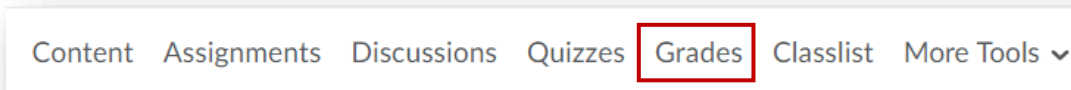


uiuLearn TUTORIAL

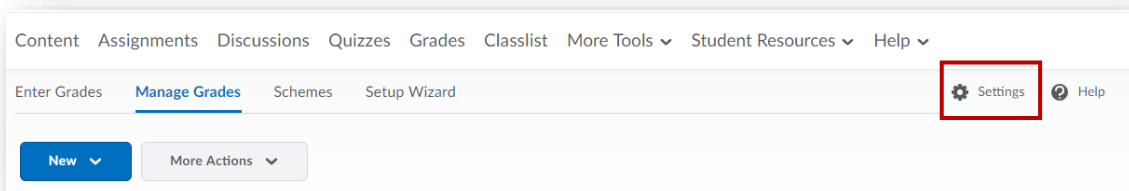
GRADES > CALCULATE CUMULATIVE GRADE

This tutorial covers how to set up and view cumulative grades in your course.

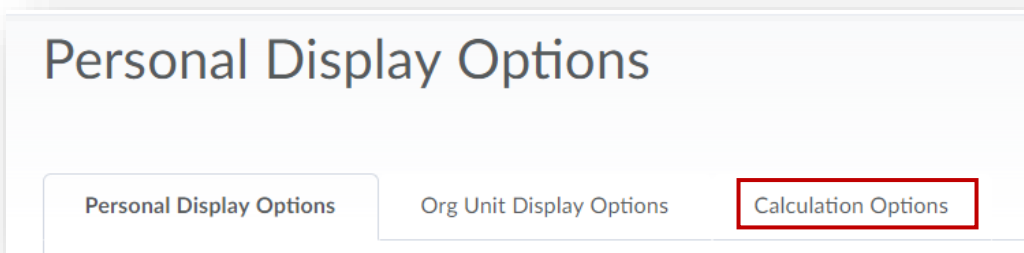
STEP 1> Click on Grades in the navigation bar.



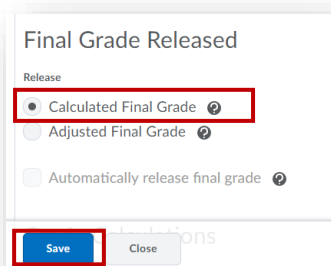
STEP 2> Click on 'Settings'



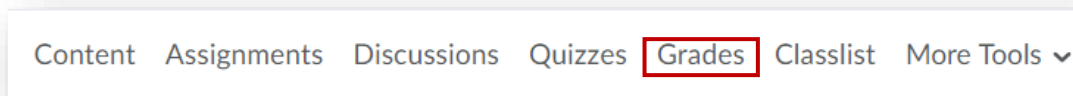
STEP 3> Click on the 'Calculation Options' tab.



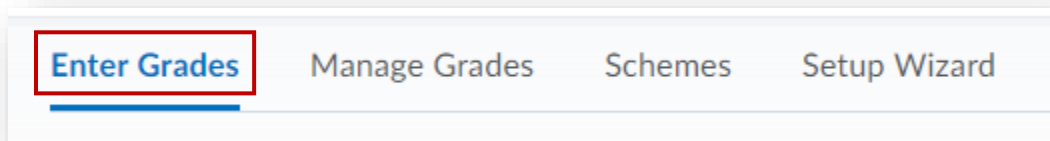
STEP 4> Under Final Grade Released, choose Final Calculated Grade and click 'Save'.



STEP 5> Click on 'Grades' in the navigation bar.

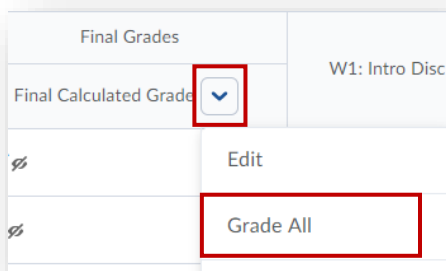


STEP 6> Click on 'Enter Grades'

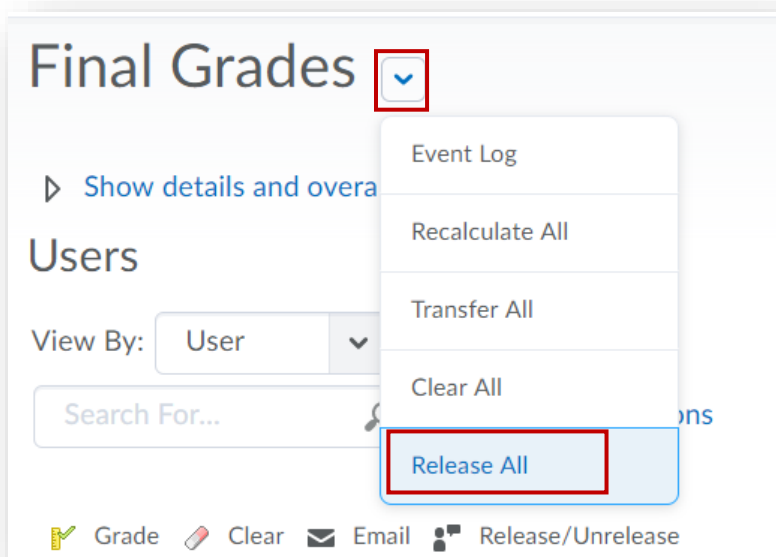


STEP 7> Click the dropdown arrow next to 'Final Calculated Grade'

STEP 8> Choose 'Grade All'



STEP 9> At the top of this page, click the dropdown arrow after the 'Final Grade' title.



STEP 10> Choose 'Release All'

STEP 11> Click 'OK' to any warnings and 'Save'