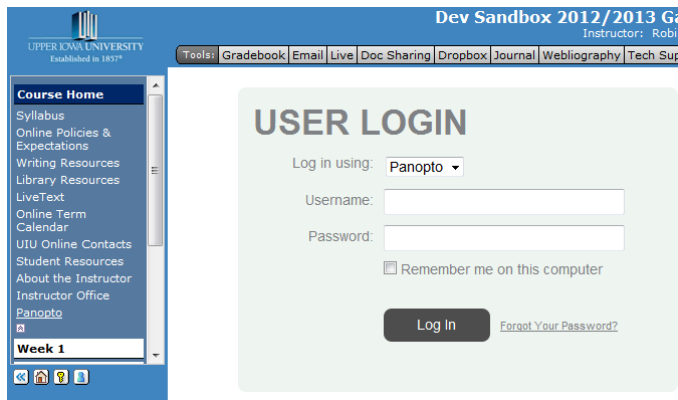
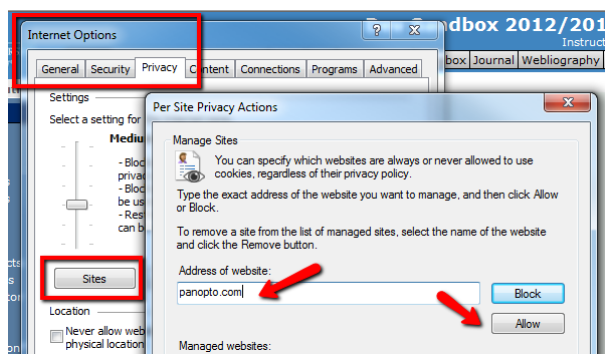


# How to Modify Your Browser for Panopto in PLS

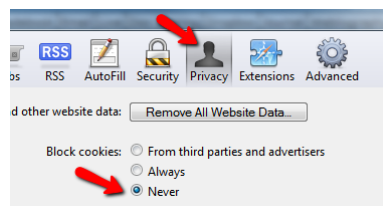


If you see this login screen when clicking **Panopto** in your course, then you need to modify your browser settings to allow cookies from Panopto.com



## Internet Explorer:

1. Open the **Internet Options** control panel from the gear icon or the Tools menu
2. Click the **Privacy** tab then click the **Sites** button
3. Enter *panopto.com* in the address field then click **Allow**



## Safari:

1. Open **Preferences** from the gear icon, Safari menu (Mac), or the Edit menu (PC)
2. Click the **Privacy** tab and change the setting for **Block Cookies** to **Never**

Note: This change also helps prevent a PLS authentication problem for Safari users



Click the **Panopto** link again in Galloway. It should now appear as pictured here.